



Alphabet of Trust

**FINANCIAL STATEMENT AS RESTATED**  
**Independent Auditor's Report for the Restated Financial Statements of**  
**SK INTERNATIONAL EXPORT LIMITED**

**The Board of Directors**  
**SK INTERNATIONAL EXPORT LIMITED**  
**78, Ground, A2,**  
**Shah & Nahar Industrial Estate,**  
**Sitaram Jadhav Marg,**  
**Lower Parel,**  
**Mumbai - 400013**

Dear Sirs,

1. We have examined the attached Restated Statement of Assets and Liabilities of **SK INTERNATIONAL EXPORT LIMITED** (the "Company") as at 31<sup>st</sup> January 2019, 31<sup>st</sup> March 2018, 31<sup>st</sup> March, 2017 and 31<sup>st</sup> March, 2016, the related Restated Statement of Profit & Loss and Restated Statement of Cash Flow for the Period ended 31<sup>st</sup> January 2019, 31<sup>st</sup> March 2018, 31<sup>st</sup> March, 2017 and 31<sup>st</sup> March 2016 annexed to this report for the purpose of inclusion in the offer document prepared by the Company (collectively the "Restated Summary Statements" or "Restated Financial Statements"). These Restated Summary Statements have been prepared by the Company and approved by the Board of Directors of the Company in connection with the Initial Public Offering (IPO) in SME Platform of BSE Limited.
2. These Restated Summary Statements have been prepared in accordance with the requirements of:
  - (i) Sub-clauses (i) and (iii) of clause (b) of sub-section (1) of section 26 of the Companies Act, 2013 ("the Act") read with Rule 4 of Companies (Prospectus and Allotment of Securities) Rules, 2014 ("the Rules") and
  - (ii) The Securities and Exchange Board of India (Issue of Capital and Disclosure Requirements) Regulations 2018 ("ICDR Regulations") issued by the Securities and Exchange Board of India ("SEBI") in pursuance to Section 11 of the Securities and Exchange Board of India Act, 1992 and related amendments / clarifications from time to time;
  - (iii) The terms of reference to our engagements with the Company letter dated 19-09-2018 requesting us to carry out the assignment, in connection with the Draft Prospectus/ Prospectus being issued by the Company for its proposed Initial Public Offering of equity shares in SME Platform of BSE Limited (BSE SME) ("IPO" or "SME IPO"); and
  - (iv) The Guidance Note on Reports in Company Prospectus (Revised 2019) issued by the Institute of Chartered Accountants of India ("Guidance Note 2019").
3. The Restated Summary Statements of the Company have been extracted by the management from the Audited Financial Statements of the Company for the period ended 31<sup>st</sup> January 2019, 31<sup>st</sup> March 2018, 31<sup>st</sup> March, 2017 and 31<sup>st</sup> March, 2016 which has been approved by the Board of Directors.
4. In accordance with the requirements of Part I of Chapter III of Act including rules made therein, ICDR Regulations, Guidance Note and Engagement Letter, we report that:
  - (i) The "Statement of Assets and Liabilities as Restated" as set out in **Annexure 1** to this report, of the Company as at 31<sup>st</sup> January 2019, 31<sup>st</sup> March 2018, 31<sup>st</sup> March, 2017 and 31<sup>st</sup> March, 2016 are prepared by the Company and approved by the Board of Directors. These Statement of Assets and



Liabilities, as restated have been arrived at after making such adjustments and regroupings to the individual financial statements of the Company, as in our opinion were appropriate and more fully Described in Significant Accounting Policies and Notes to Accounts as set out in **Annexure 4** to this Report.

- (ii) The “**Statement of Profit and Loss as Restated**” as set out in **Annexure 2** to this report, of the Company for the period ended 31<sup>st</sup> January 2019, 31<sup>st</sup> March 2018 , 31<sup>st</sup> March, 2017 and 31<sup>st</sup> March, 2016 are prepared by the Company and approved by the Board of Directors. These Statement of Profit and Loss, as restated have been arrived at after making such adjustments and regroupings to the individual financial statements of the Company, as in our opinion were appropriate and more fully described in Significant Accounting Policies and Notes to Accounts as set out in **Annexure 4** to this Report.
  - (iii) The “**Statement of Cash Flow as Restated**” as set out in **Annexure 3** to this report, of the Company for the period ended 31<sup>st</sup> January 2019, 31<sup>st</sup> March 2018 , 31<sup>st</sup> March, 2017 and 31<sup>st</sup> March, 2016 are prepared by the Company and approved by the Board of Directors. These Statement of Cash Flow, as restated have been arrived at after making such adjustments and regroupings to the individual financial statements of the Company, as in our opinion were appropriate and more fully described in Significant Accounting Policies and Notes to Accounts as set out in **Annexure 4** to this Report.
5. Based on the above, we are of the opinion that the Restated Financial Statements have been made after incorporating:
- a) Adjustments for the changes in accounting policies retrospectively in respective financial period/years to reflect the same accounting treatment as per the changed accounting policy for all reporting periods, if any.
  - b) Adjustments for prior period and other material amounts in the respective financial years/period to which they relate and there are no qualifications which require adjustments.
  - c) There are no extra-ordinary items that need to be disclosed separately in the accounts and qualifications requiring adjustments except as disclosed in the notes to accounts.
  - d) As per Accounting Standard - 15 (Employee Benefits) issued by the Institute of Chartered Accountants of India, the company is required to assess its gratuity/leave encashment liability each year on the basis of actuarial valuation and make provision for gratuity/leave encashment liability. However, company has provided for gratuity/leave encashment expenses in the financial statement and has not taken any actuarial valuation report. So to that extent the profit & loss account of the company does not represent true & fair result of the company performance.
  - e) These Profits and Losses have been arrived at after charging all expenses including depreciation and after making such adjustments/restatements and regroupings as in our opinion are appropriate and are to be read in accordance with the Significant Accounting Policies and Notes to Accounts as set out in **Annexure 4** to this report.
6. Audit for the period / financial year ended 12<sup>th</sup> September 2018, 31<sup>st</sup> March 2018 , 31<sup>st</sup> March, 2017 and 31<sup>st</sup> March, 2016 was conducted by M/s. PARESH – BHUPENDRA & ASSOCIATES (Chartered Accountants) accordingly reliance has been placed on the financial information examined by them for the said years. The financial report included for these years is based solely on the report submitted by them and no routine audit has been carried out by us. Further financial statements for the financial period ended on 31<sup>st</sup> March 2018 and 12<sup>th</sup> September, 2018 have been re-audited by us as per the relevant guidelines. Audit of the Stub Period ended on 31<sup>st</sup> January, 2019 have been audited by us hence no need of re audit.
7. We have also examined the following other financial information relating to the Company prepared by the Management and as approved by the Board of Directors of the Company and annexed to this report relating to the Company for the financial period/year ended on 31<sup>st</sup> December 2019, 31<sup>st</sup> March 2018, 31<sup>st</sup> March, 2017 and 31<sup>st</sup> March, 2016 proposed to be included in the Draft Prospectus/Prospectus (“**Offer Document**”).

**Annexure of Restated Financial Statements of the Company:-**

1. Significant Accounting Policies and Notes to Accounts as restated in Annexure 4;



2. Reconciliation of Restated Profit as appearing in Annexure 5 to this report.
3. Details of Share Capital as Restated as appearing in Annexure 6 to this report;
4. Details of Long Term Borrowings as Restated as appearing in Annexure 7 to this report;
5. Nature of Security and Terms of Repayment for Long term Liabilities as appearing in Annexure 7.1 to this report;
6. Details of Other Long Term Liabilities as Restated as appearing in Annexure 8 to this report;
7. Details of Short Term Borrowings as Restated as appearing in Annexure 9 to this report;
8. Details of Trade Payables as Restated as appearing in Annexure 10 to this report;
9. Details of Other Current Liabilities as Restated as appearing in Annexure 11 to this report;
10. Details of Short Term Provision as Restated as appearing in Annexure 12 to this report;
11. Details of Fixed Assets as Restated as appearing in Annexure 13 to this report;
12. Details of Non-Current Investments as Restated as appearing in Annexure 14 to this report;
13. Details of Deferred Tax Asset (Net) as Restated as appearing in Annexure 15 to this report;
14. Details of Other Non-Current Assets as Restated as appearing in Annexure 16 to this report;
15. Details of Inventories as Restated as appearing in Annexure 17 to this report;
16. Details of Trade Receivables as Restated enclosed as Annexure 18 to this report;
17. Details of Cash and Cash Equivalents as Restated enclosed as Annexure 19 to this report;
18. Details of Short Term Loans & Advances as Restated as appearing in Annexure 20 to this report;
19. Details of other Current Assets as Restated as appearing in Annexure 21 to this report;
20. Details of Revenue from operations as Restated as appearing in Annexure 22 to this report;
21. Details of Other Income as Restated as appearing in Annexure 23 to this report;
22. Details of Cost of Purchases as Restated as appearing in Annexure 24 to this report;
23. Details of Changes In Inventories of Stock-In-Trade as Restated as appearing in Annexure 25 to this report;
24. Details of Employee Benefit Expenses as Restated as appearing in Annexure 26 to this report;
25. Details of Finance Cost as Restated as appearing in Annexure 27 to this report;
26. Details of Depreciation and Amortisation as Restated as appearing in Annexure 28 to this report;
27. Details of Other expenses as Restated as appearing in Annexure 29 to this report;
28. Details of Payment to Auditors as Restated as appearing in Annexure 29.1 to this report;
29. Details of Summary of Accounting Ratios as Restated as appearing in Annexure 30 to this report;
30. Details of Related Parties Transactions as Restated as appearing in Annexure 31 to this report;
31. Capitalization Statement as Restated as at 31<sup>st</sup> January 2019 as appearing in Annexure 32 to this report;
32. Statement of Tax Shelters as Restated as appearing in Annexure 33 to this report.
33. Statement of Contingent Liabilities as Restated as appearing in Annexure 34 to this report.



8. We, M/s A Biyani & Co., Chartered Accountants have been subjected to the peer review process of the Institute of Chartered Accountants of India ("ICAI") and hold a valid peer review certificate issued by the "Peer Review Board" of the ICAI.
9. The preparation and presentation of the Financial Statements referred to above are based on the Audited financial statements of the Company and are in accordance with the provisions of the Act and ICDR Regulations. The Financial Statements and information referred to above is the responsibility of the management of the Company.
10. The report should not in any way be construed as a re-issuance or re-dating of any of the previous audit reports issued by any other Firm of Chartered Accountants nor should this report be construed as a new opinion on any of the financial statements referred to therein.
11. We have no responsibility to update our report for events and circumstances occurring after the date of the report.
12. In our opinion, the above financial information contained in Annexure 1 to 34 of this report read with the respective Significant Accounting Policies and Notes to Accounts as set out in Annexure 4 are prepared after making adjustments and regrouping as considered appropriate and have been prepared in accordance with the Act, ICDR Regulations, Engagement Letter and Guidance Note.
13. Our report is intended solely for use of the management and for inclusion in the Offer Document in connection with the SME IPO. Our report should not be used, referred to or adjusted for any other purpose except with our consent in writing.

**For A Biyani & Co.  
Chartered Accountants**

*Ashutosh Biyani*

**Ashutosh Biyani  
Partner  
FRN No.140489W  
Membership No. 165017  
Place : Mumbai  
Date : 11-05-2019**



**SK International Export Limited**


**RESTATED BALANCE SHEET**

Annexure I  
(Amt. in Lakhs Rs.)

PARTICULARS	As At		AS AT 31ST MARCH		
	31-01-2019 Amt./RS.	12-09-2018 Amt./RS.	2018 Amt./RS.	2017 Amt./RS.	2016 Amt./RS.
<b>A) EQUITY AND LIABILITIES</b>					
<b>1. Shareholders' Funds</b>					
(a) Share Capital (Partners capital account)	535.20	427.70	413.98	297.67	199.23
(b) Reserves & Surplus	17.52	-	-	-	-
	<b>552.71</b>	<b>427.70</b>	<b>413.98</b>	<b>297.67</b>	<b>199.23</b>
<b>2. Non Current Liabilities</b>					
(a) Long Term Borrowings	18.39	4.62	5.93	69.49	78.54
(b) Long term provisions		-	-	-	-
(d) Other Long Term Liabilities	4.00	3.00	3.00		
	<b>22.39</b>	<b>7.62</b>	<b>8.93</b>	<b>69.49</b>	<b>78.54</b>
<b>3. Current Liabilities</b>					
(a) Short Term Borrowings	2.69	-	-	-	-
(b) Trade Payables	81.56	90.32	80.20	47.31	154.56
(c) Other Current Liabilities	6.94	0.28	1.03	0.61	0.50
(d) Short Term Provisions	11.52	119.27	110.44	27.49	11.67
	<b>102.70</b>	<b>209.87</b>	<b>191.68</b>	<b>75.41</b>	<b>166.73</b>
<b>Total</b>	<b>677.81</b>	<b>645.19</b>	<b>614.59</b>	<b>442.57</b>	<b>444.50</b>
<b>B) ASSETS</b>					
<b>1. Non Current Assets</b>					
(a) Fixed Assets					
i) Tangible Assets	209.43	186.15	195.64	136.68	168.96
ii) Intangible Assets	0.64	0.39	-	-	-
	<b>210.07</b>	<b>186.54</b>	<b>195.64</b>	<b>136.68</b>	<b>168.96</b>
(b) Non-Current Investment	5.00	101.47	99.14	93.32	88.84
(c) Long Term Loans and Advances	-	-	-	-	-
(d) Deferred Tax Assets (Net)	1.00	4.53	4.53	0.41	0.47
(e) Other Non Current Assets	4.42	3.89	0.79	0.37	0.37
	<b>10.42</b>	<b>109.89</b>	<b>104.46</b>	<b>94.10</b>	<b>89.68</b>
<b>2. Current Assets</b>					
(a) Inventories	18.16	18.05	72.89	44.29	59.53
(b) Trade Receivables	252.73	158.11	11.42	57.29	62.75
(c) Cash and Bank Balances	89.15	94.35	128.12	35.61	44.94
(d) Short term loans & advances	2.50	1.88	15.37	53.47	14.53
(e) other current assets	94.77	76.36	86.69	21.14	4.12
	<b>457.30</b>	<b>348.75</b>	<b>314.49</b>	<b>211.80</b>	<b>185.86</b>
<b>Total</b>	<b>677.81</b>	<b>645.19</b>	<b>614.59</b>	<b>442.57</b>	<b>444.50</b>

Accounting Policies & Notes on Accounts  
As per our Report on Even date attached  
For A. Biyani & Co.  
Chartered Accountants

*Ashutosh Biyani*  
Ashutosh Biyani  
Partner  
M. No. 165017  
F.R.N. 140489W  
Place: Mumbai  
Date :11-05-2019



For SK International Export Limited

*Ashutosh Biyani*

*Just Vaidya*

Director

Director



**SK International Export Limited**

**RESTATED STATEMENT OF PROFIT AND LOSS**

Annexure 2  
(Amt. in Lakhs Rs.)

PARTICULARS	FOR THE PERIOD ENDED		FOR THE YEAR ENDED 31ST MARCH		
	31-01-2019 Amt./RS.	12-09-2018 Amt./RS.	2018 Amt./RS.	2017 Amt./RS.	2016 Amt./RS.
1 Revenue From Operation	379.49	422.24	844.24	805.87	888.28
2 Other Income	23.91	36.90	122.24	132.89	46.27
<b>3 Total Revenue (1+2)</b>	<b>403.40</b>	<b>459.14</b>	<b>966.48</b>	<b>938.77</b>	<b>934.54</b>
<b>4 Expenditure</b>					
(a) Purchase of Traded Goods	268.54	177.28	524.60	413.25	543.53
(c) Changes in Inventories of stock-in-trade	(0.11)	54.84	(28.60)	15.25	(14.53)
(d) Employee Benefit Expenses	40.02	92.76	116.54	127.34	66.82
(e) Finance Cost	3.10	0.58	9.60	8.94	55.07
(f) Depreciation and Amortisation Expenses	4.98	11.03	20.20	17.75	21.17
(g) Other Expenses	63.20	91.57	247.35	309.09	250.63
<b>5 Total Expenditure 4(a) to 4(g)</b>	<b>379.73</b>	<b>428.06</b>	<b>889.69</b>	<b>891.62</b>	<b>922.69</b>
Exceptional Items	-	-	156.02	1.23	2.28
<b>6 Profit/(Loss) Before Tax (3-5)</b>	<b>23.67</b>	<b>31.09</b>	<b>232.80</b>	<b>48.37</b>	<b>14.14</b>
<b>7 Tax Expense:</b>					
(a) Tax Expense for Current Year	7.16	9.61	83.91	14.48	4.03
(b) Short/(Excess) Provision of Earlier Year					
(c) Deferred Tax	(1.00)	-	(4.12)	0.06	(0.47)
<b>Net Current Tax Expenses</b>	<b>6.15</b>	<b>9.61</b>	<b>79.79</b>	<b>14.55</b>	<b>3.56</b>
<b>8 Profit/(Loss) for the Year (6-7)</b>	<b>17.52</b>	<b>21.48</b>	<b>153.01</b>	<b>33.82</b>	<b>10.58</b>

Accounting Policies & Notes on Accounts  
As per our Report on Even date attached  
For A. Biyani & Co.  
Chartered Accountants

For SK International Export Limited

*Ashutosh Biyani*  
Ashutosh Biyani  
Partner  
M. No. 165017  
F.R.N. 140489W  
Place: Mumbai  
Date :11-05-2019



*[Signature]*

Director



*[Signature]*

Director



**SK International Export Limited**  
**RESTATED CASH FLOW STATEMENT**

Annexure 3  
(Amt. in Lakhs Rs.)

PARTICULARS	FOR THE PERIOD ENDED		FOR THE YEAR ENDED 31ST MARCH		
	31.01.2019	12.09.2018	2018	2017	2016
<b>A) Cash Flow From Operating Activities :</b>					
Net Profit before tax	23.67	31.09	232.80	48.37	14.14
Adjustment for :					
Depreciation	4.98	11.03	20.20	17.75	21.17
Interest Paid	3.10	0.58	9.60	8.94	55.07
Interest Income	(1.18)	(3.31)	(7.41)	(7.72)	(7.67)
Dividend	-	-	-	-	(2.04)
Short Term Capital Gain	-	-	(156.02)	(1.23)	(2.28)
Operating profit before working capital changes	30.57	39.39	99.18	66.12	78.38
<b>Changes in Working Capital</b>					
(Increase)/Decrease in Inventories	(0.11)	54.84	(28.60)	15.24	(14.53)
(Increase)/Decrease in Trade Receivables	(94.62)	(146.69)	45.87	5.45	76.80
(Increase)/Decrease in Short Term Loans & Advances	(0.62)	13.49	38.09	(38.94)	3.64
(Increase)/Decrease in Other Current Assets	(18.41)	10.33	(65.54)	(17.02)	(4.12)
Increase/(Decrease) in Trade Payables	(8.76)	10.11	32.89	(107.25)	17.58
Increase/(Decrease) in Other Current Liabilities	6.66	(0.75)	0.42	0.12	(0.20)
Increase/(Decrease) in Short Term Provisions	(2.88)	(0.77)	(0.95)	1.34	7.12
Increase/(Decrease) in Deposits	1.00	-	3.00	-	(0.37)
Increase/(Decrease) in Short Term Borrowings	2.69	-	-	-	-
<b>Cash generated from operations</b>	(84.48)	(20.06)	124.36	(74.95)	164.30
Less:- Income Taxes paid					
<b>Cash Flow Before Extraordinary Item</b>	(84.48)	(20.06)	124.36	(74.95)	164.30
Extraordinary Items	-	-	-	-	-
<b>Net cash flow from operating activities</b>	(84.48)	(20.06)	124.36	(74.95)	164.30
<b>B) Cash Flow From Investing Activities :</b>					
Purchase of Fixed Assets	(28.47)	(1.90)	76.87	15.76	(16.44)
Investment made during the year	96.47	(2.33)	(5.82)	(4.48)	(87.85)
Interest Income	1.18	3.31	7.41	7.72	7.67
Dividend Income	-	-	-	-	2.04
Deposits	-	-	(0.42)	-	-
Other Non Current Assets	(0.53)	(3.10)	-	-	-
<b>Net cash flow from investing activities</b>	68.65	(4.01)	78.03	19.00	(94.58)
<b>C) Cash Flow From Financing Activities :</b>					
Capital introduction/ Withdrawal by Partners	-	(7.77)	(36.70)	64.61	(188.00)
Increase/(Decrease) in Long Term Borrowings	13.77	(1.31)	(63.56)	(9.05)	38.56
Interest Paid	(3.10)	(0.58)	(9.60)	(8.94)	(55.07)
<b>Net cash flow from financing activities</b>	10.67	(9.66)	(109.86)	46.62	(204.50)
<b>Net Increase/(Decrease) In Cash &amp; Cash Equivalents</b>	(5.16)	(33.73)	92.52	(9.33)	(134.77)
Cash equivalents at the beginning of the year	94.35	128.12	35.61	44.94	179.71
Cash equivalents at the end of the year	89.15	94.35	128.12	35.61	44.94
Notes :-					
	As on 31st January 2019	As on 12th September, 2018	As on 31st March, 2018	As on 31st March, 2017	As on 31st March, 2016
1 Component of Cash and Cash equivalents					
Cash on hand	1.85	1.16	0.52	1.19	3.08
Balance With banks	87.30	93.19	127.60	34.42	41.86
Fixed Deposit	-	-	-	-	-
	89.15	94.35	128.12	35.61	44.94

2 Cash flows are reported using the indirect method, whereby profit before tax is adjusted for the effects of transactions of a non-cash nature and any deferrals or accruals of past or future cash receipts or payments. The cash flows from regular revenue generating, financing and investing activities of the company are segregated.

Accounting Policies & Notes on Accounts  
As per our Report on Even date attached  
For A. Biyani & Co.  
Chartered Accountants

Ashutosh Biyani  
Partner  
M. No. 165017  
F.R.N. 140489W  
Place: Mumbai  
Date: 11.08.2018



For SK International Export Limited

*(Signature)*

Director



*(Signature)*

Director



## ANNEXURE-4

### SIGNIFICANT ACCOUNTING POLICY AND NOTES TO THE RESTATED SUMMARY STATEMENTS

#### A. BACKGROUND

Our Company was originally formed as partnership firm constituted under the Partnership Act, 1932 (the "Partnership Act") in the name of M/s S K International (Export) Co., pursuant to a deed of partnership dated Nov 01, 1991. M/s S K International (Export) Co. was thereafter converted from a partnership firm to a public limited company, with the name SK International Export Limited and received a certificate of incorporation from Registrar of Companies, Mumbai on September 13, 2018 bearing Corporate Identification Number (CIN) U18109MH2018PLC314141.

#### B. STATEMENT OF SIGNIFICANT ACCOUNTING POLICIES

##### **1. BASIS OF PREPARATION OF FINANCIAL STATEMENTS**

The Restated Summary Statement of Assets and Liabilities of the Company as on January 31, 2019, March 31, 2018, March 31, 2017 and March 31, 2016, and the Restated Summary Statement of Profit and Loss and Restated Summary Statements of Cash Flows for the period ended on January 31, 2019 and for the year ended on March 31, 2018, March 31, 2017 and March 31, 2016 and the annexure thereto (collectively, the "Restated Financial Statements" or "Restated Summary Statements") have been extracted by the management from the Audited Financial Statements of the Company for the period ended January 31, 2019 and for the year ended March 31, 2018, March 31, 2017 and March 31, 2016.

The financial statements are prepared and presented under the historical cost convention and evaluated on a going-concern basis using the accrual system of accounting in accordance with the accounting principles generally accepted in India (Indian GAAP) and the requirements of the Companies Act, including the Accounting Standards as prescribed by the Companies (Accounting Standards) Rules, 2014 as per section 133 of the Companies Act, 2013.

The Company has been formed through conversion of a partnership firm to a Limited Company; therefore financial statement has been prepared in format as suggested in Schedule III of Companies Act, 2013.

##### **2. USE OF ESTIMATES**

The preparation of financial statements in conformity with Generally Accepted Accounting Principles (GAAP) requires the management of the Company to make estimates and assumptions that affect the reported balances of assets and liabilities and disclosures relating to the contingent liabilities, if any, as at the date of the financial statements and reported amounts of income and expenses during the year. Examples of such estimates include value of residual stock items, etc. The difference between the actual results and estimates are recognized in the period in which results are known or materialized.

##### **3. FIXED ASSETS**

Fixed assets are stated at historical cost less accumulated depreciation and impairment losses. Cost includes purchase price and all other attributable cost to bring the assets to its working condition for the intended use.

Increases related to an item of tangible asset are added to its book value only if they increase the

#### 4. DEPRECIATION

##### Tangible Fixed Assets

The Company (erstwhile Partnership Firm) has followed method of Depreciation as mentioned in Section 32 of Income Tax Act, 1961. Since the Firm has been converted into a Limited Company with effect from September 13, 2018, depreciation for the period up to September 12 2018 has been calculated as per Income Tax Act, 1961 only.

##### Intangible Fixed Assets

The Company will follow Straight Line Method of amortization of such assets over 5 years on pro-rata basis.

#### 5. BORROWING COSTS

Borrowing cost includes interest and amortization of ancillary costs incurred in connection with the arrangement of borrowings. Borrowing costs directly attributable to the acquisition, construction or production of an asset that necessarily takes a substantial period of time to get ready for its intended use or sale are capitalized as part of the cost of the respective asset. All other borrowing costs are expensed in the period they occur.

#### 6. IMPAIRMENT OF ASSETS

The company assesses at each reporting date whether there is an indication that an asset may be impaired. If any indication exists, or when annual impairment testing for an asset is required, the company estimates the asset's recoverable amount. An asset's (including goodwill) recoverable amount is the higher of an assets net selling price and its value in use. The recoverable amount is determined for an individual asset, unless the asset does not generate cash inflows that are largely independent of those from other assets or groups of assets. Where the carrying amount of an asset exceeds its recoverable amount, the asset is considered impaired and is written down to its recoverable amount. In assessing value in use, the estimated future cash flows are discounted to their present value using a pre-tax discount rate that reflects current market assessments of the time value of money and the risks specific to the asset. In determining net selling price, recent market transactions are taken into account, if available. If no such transactions can be identified, an appropriate valuation model is used. After impairment, depreciation/ amortization is provided on the revised carrying amount of the asset over its remaining useful life.

#### 7. INVESTMENTS

Investments, which are readily realizable and intended to be held for not more than one year from the date on which such investments are made, are classified as current investments. All other investments are classified as long-term investments.

On initial recognition, all investments are measured at cost. The cost comprises purchase price and directly attributable acquisition charges such as brokerage, fees and duties.

Current investments are carried in the financial statements at lower of cost and fair value determined on an individual investment basis. Long-term investments are carried at cost. However, provision for diminution in value is made to recognize a decline other than temporary in the value of the investments.

On disposal of an investment, the difference between its carrying amount and net disposal proceeds is charged or credited to the statement of profit and loss.

#### 8. INVENTORIES

The inventories of the stock items are valued at lower of Cost and Estimated net realizable value. Cost is ascertained on FIFO basis. Management carries out the physical verification of the stock at the end of year/period and based on such exercise quantity, major A class stock item is ascertained. Residual Inventory items are valued best of estimate of the management.



## 9. REVENUE RECOGNITION

- i) Revenue from sale of goods is recognized on the transfer of title in the goods which generally coincides with dispatch and is stated net of discounts and sales tax.
- ii) Other income is accounted for on accrual basis in accordance with Accounting Standards (AS) 9- "Revenue Recognition".

## 10. FOREIGN CURRENCY TRANSACTIONS

Transaction denominated in foreign currencies are normally recorded at the exchange rate prevailing at the time of the transaction and any income or expenses on account of exchange difference either on settlement or on translation is recognized in the Statement of profit and Loss except in case where they relate to acquisition of fixed assets in which case they are adjusted with the carrying cost of such assets.

## 11. EMPLOYEE BENEFITS

- a) Provision for Gratuity :-

The Management has decided to apply pay-as-you-go method for payment of gratuity and not followed Projected Unit Credit method. So amount of gratuity will be accounted in the Profit & Loss A/c in the financial year in which the employee retires and provision will not be made on yearly basis and Gratuity to be expanded on pay as you go method and profit and loss is overstated to that effects.

- b) Leave Encashment :-

The Management has decided to apply pay-as-you-go method for payment of leave encashment. So amount of leave encashment will be accounted in the Profit & Loss A/c in the financial year in which the employee retires and provision will not be made on yearly basis.

- c) Provident Fund :-

Provident fund is a defined contribution scheme as the company pays fixed contribution at pre-determined rates. The obligation of the company is limited to such fixed contribution. The contributions are charged to Profit & Loss A/c.

## 12. SEGMENT ACCOUNTING

### (i) Business Segment

The Company operates in one Business Segment only and hence no separate information for business segment wise disclosure is required.

### (ii) Geographical Segment

The Company operates in one Geographical Segment namely "within India" and hence no separate information for geographic segment wise disclosure is required.

## 13. ACCOUNTING FOR TAXES ON INCOME

Tax expense comprises of current and deferred tax. Current income tax is measured at the amount expected to be paid to the tax authorities in accordance with the Income-tax Act, 1961 enacted in India. The tax rates and tax laws used to compute the amount are those that are enacted or substantively enacted, at the reporting date.

- (i) Deferred income taxes reflect the impact of timing differences between taxable income and accounting income originating during the current year and reversal of timing differences for the earlier years. Deferred tax is measured using the tax rates and the tax laws enacted or substantively enacted at the reporting date.



(ii) Deferred tax liabilities are recognized for all taxable timing differences. Deferred tax assets are recognized for deductible timing differences only to the extent that there is reasonable certainty that sufficient future taxable income will be available against which such deferred tax assets can be realized. In situations where the Company has unabsorbed depreciation or carry forward tax losses, all deferred tax assets are recognized only if there is virtual certainty supported by convincing evidence that they can be realized against future taxable profits.

The carrying amount of deferred tax assets are reviewed at each reporting date. The company writes-down the carrying amount of a deferred tax asset to the extent that it is no longer reasonably certain or virtually certain, as the case may be, that sufficient future taxable income will be available against which deferred tax asset can be realized. Any such write-down is reversed to the extent that it becomes reasonably certain or virtually certain, as the case may be, that sufficient future taxable income will be available.

#### 14. CONTINGENT LIABILITIES AND PROVISIONS

Provisions are recognized only when there is a present obligation as a result of past events and when a reliable estimate of the amount of obligation can be made.

Contingent Liability is disclosed for

- a) Possible obligation which will be confirmed only by future events not wholly within the control of the Company or
- b) Present obligations arising from the past events where it is not probable that an outflow of resources will be required to settle the obligation or a reliable estimate of the amount of the obligation cannot be made.
- c) Contingent Assets are not recognized in the financial statements since this may result in the recognition of income that may never be realized.

A disclosure for a contingent liability is made when there is a possible obligation or a present obligation that may, but probably will not, require an outflow of resources. Where there is a possible obligation or a present obligation that the likelihood of outflow of resources is remote, no provision or disclosure is made.

#### 15. EARNINGS PER SHARE:

In determining the Earnings Per share, the company considers the net profit after tax which does not include any post tax effect of any extraordinary / exceptional item. The number of shares used in computing basic earnings per share is the weighted average number of shares outstanding during the period.

The company has been formed on conversion of partnership Firm into company with paid up equity share capital of Rs. 5,35,19,540 divided into 53,51,954 equity shares of Rs 10 each. The status of the company prior to September 13, 2018 was that of a Partnership Firm. Hence, EPS for all years of reporting period have been calculated by considering the number of shares outstanding post conversion of partnership into company (i.e 53,51,540 shares).



**16. CASH FLOW:**

Cash flows are reported using the indirect method, whereby profit before tax is adjusted for the effects of transactions of non-cash nature, any deferrals or accruals of past or future operating cash receipts or payments and item of income or expenses associated with investing or financing cash flows. Cash flows from operating, investing and financing activities of the Company are segregated, accordingly.

**For A Biyani & Co.  
Chartered Accountant**

  
**Ashutosh Biyani**  
**Partner**  
**FRN No.140489W**  
**Membership No. 165017**  
**Place : Mumbai**  
**Date : 11-05-2019**



## Reconciliation of Restated profit:

Particulars	31.01.2019	12.09.2018	2017-18	2016-17	2015-16
<b>Net Profit Before Tax as per audited accounts but before adjustments for restated</b>	<b>23.67</b>	<b>31.09</b>	<b>232.80</b>	<b>48.37</b>	<b>14.14</b>
(Short)/Excess Provision of Gratuity Expense	-	-	-	-	-
(Short)/Excess booking of TDS Paid by the Company	-	-	-	-	-
(Short)/Excess Provision of depreciation on Fixed Assets	-	-	-	-	-
(Short)/Excess Provision of Expenses towards Commission and Royalty, Octroi, Telephone Exp	-	-	-	-	-
(Short)/Excess Provision of Foreign Exchange Gain/Loss	-	-	-	-	-
Prior Period Expenses Accounted in Respective period	-	-	-	-	-
(Short)/Excess Provision of Interest on Loan	-	-	-	-	-
Amortization of Expenses for Increase in Authorize Share Capital and ROC Expenses	-	-	-	-	-
Non booking of Service Tax on Input services in Profit & Loss Account	-	-	-	-	-
<b>Net Adjustment in Profit and Loss Account</b>	<b>-</b>	<b>-</b>	<b>-</b>	<b>-</b>	<b>-</b>
<b>Adjusted Profit before Tax</b>	<b>23.67</b>	<b>31.09</b>	<b>232.80</b>	<b>48.37</b>	<b>14.14</b>
<b>Net Profit before Tax as per Restated Accounts:</b>	<b>23.67</b>	<b>31.09</b>	<b>232.80</b>	<b>48.37</b>	<b>14.14</b>



## STATEMENT OF SHARE CAPITAL, RESERVES AND SURPLUS

(Amt. in Lakhs Rs.)

Particulars	As at			
	12.09.2018	31.03.2018	31.03.2017	31.03.2016
<b>Shareholder's Fund</b>				
<b>A) Partner's Capital Account</b>				
Opening Balance	413.98	297.67	199.23	376.65
Add: Fresh Capital Introduced During the year	27.40	286.40	263.40	46.00
Less: Capital withdrawn during the year	81.10	323.10	254.39	241.41
Add: Remuneration	45.93	-	55.61	7.41
Add: Share of Profit from profit of the year	21.48	153.01	33.82	10.58
<b>Total</b>	<b>427.70</b>	<b>413.98</b>	<b>297.67</b>	<b>199.23</b>

Particulars	As at	
	31.01.2019	31.03.2016
<b>Authorised Share Capital</b>		
77,00,000 (P.Y. Nil) Equity Shares of Rs. 10/- each fully paid up.	770.00	
<b>Total</b>	<b>770.00</b>	

Particulars	As at	
	31.01.2019	31.03.2016
<b>Issued, Subscribed and Paid-up:</b>		
53,51,954 (P.Y. Nil) Equity Shares of Rs. 10/- each fully paid up.	535.20	
<b>Total</b>	<b>535.20</b>	

Particulars	As at	
	31.01.2019	31.03.2016
<b>Reconciliation of Equity Shares outstanding at the beginning and at the end of the year:</b>		
Shares outstanding at the beginning of the period	-	
Add: Shares issued during the year	535.20	
<b>Shares outstanding at the end of the year</b>	<b>535.20</b>	

**Terms/Rights attached to equity shares:**

The company has only one class of equity share having a par value of Rs. 10 per share. Each holder of equity shares is entitled to one vote per share. The company declares and pays dividends in Indian Rupees. The Dividend proposed by the Board of Director is subject to approval of the shareholders in the meeting of Annual General Meeting.

During the period ended 31st January 2018, the amount of per share dividend recognized as distributions to equity shareholders was Rs. Nil (P.Y. Rs.

In the event of liquidation of the Company, the holders of Equity Shares will be entitled to receive remaining assets of the company, after distribution of all preferential amount. The distribution will be in proportion to the No. of equity shares held by the shareholders.

**Details of Equity shareholders holding more than 5 % shares in the Company :-**


Particulars	As at 31.01.2019	
	No. of Shares	% of holding
Hitesh Sadh	23,76,832	44.41%
Shrawankumar Sadh	19,47,077	36.38%
Swarnalata Sadh	7,27,125	13.59%

Rs. In Lakhs

Particulars	As at				
	31.01.2019	12.09.2018	31.03.2018	31.03.2017	31.03.2016
<b>Reserves and Surplus</b>					
<b>A) Surplus in Profit and Loss account</b>					
Balance as per the last financial statements					
Profit/(Loss) for the Year	17.52	21.48	153.01	33.82	10.58
Less: share of profit transferred to partners capital A/c	-	21.48	153.01	33.82	10.58
<b>Net Surplus in the statement of profit and loss account</b>	<b>17.52</b>	<b>-</b>	<b>-</b>	<b>-</b>	<b>-</b>

**Notes.**

- The figures disclosed above are based on the restated summary statement of assets and liabilities of the Company.
- Company does not have any Revaluation Reserve.
- The above statement should be read with the significant accounting policies and notes to restated summary statements of assets and liabilities, profits and losses and cash flows appearing in Annexures IV, I, II and III.
- The company has been formed from conversion of Partnership Firm into company vide a certificate of incorporation dated 13th Sept, 2018. The Company has been converted with paid up equity share capital of Rs 53,519,540 divided into 53,51,954 equity shares of Rs.10 Each. However due to restatement effect, partners capital has been changed due to changes in Profit and Loss account, therefore the Partners Capital account (Restated) of Rs. 427.70 Lakhs does not match with the Converted Share Capital balance of Rs. 535.20 Lakhs.
- The Company (Erstwhile Partnership Firm) upto Sept 12th, 2018 was Partnership firm and accordingly, Share Capital disclosed Represents total of balance in Partner's Capital account as restated on respective dates.



## STATEMENT OF LONG TERM BORROWINGS

Annexure 7

(Amt. in Lakhs Rs.)

Particulars	As at				
	31.01.2019	12.09.2018	31.03.2018	31.03.2017	31.03.2016
<b>Long Term Borrowings</b>					
<b>Secured Loan</b>					
From Bank (Hypo. of Assets Purchased from Bank Finance)	18.39	4.62	5.93	31.46	10.45
<b>Total Long Term Borrowings (Secured)</b>	<b>18.39</b>	<b>4.62</b>	<b>5.93</b>	<b>31.46</b>	<b>10.45</b>
<b>Unsecured Loan</b>					
Borrowings from Directors/ Promoter/Promoter Group companies/ Relatives of Promoter/Relatives of Directors	-	-	-	38.03	68.09
Unsecured Loan from Bank and Others	-	-	-	-	-
<b>Total Long Term Borrowings (Unsecured)</b>	<b>-</b>	<b>-</b>	<b>-</b>	<b>38.03</b>	<b>68.09</b>
<b>Total</b>	<b>18.39</b>	<b>4.62</b>	<b>5.93</b>	<b>69.49</b>	<b>78.54</b>





Particulars	AS II				
	31.01.2019	12.09.2018	31.03.2018	31.03.2017	31.03.2016
<b>Short Term Borrowings (Secured)</b>					
From Banks					
- Current Maturity of Long Tem Debts	2.69	-	-	-	-
<b>Total</b>	<b>2.69</b>	<b>-</b>	<b>-</b>	<b>-</b>	<b>-</b>
<b>Unsecured Loan</b>					
Borrowings from Directors/ Promoter/Promoter Group companies/ Relatives of Promoter/Relatives of Directors	-	-	-	-	-
Unsecured Loan from Bank and Others	-	-	-	-	-
<b>Total Long Term Borrowings (Unsecured)</b>	<b>-</b>	<b>-</b>	<b>-</b>	<b>-</b>	<b>-</b>
The above amount includes:					
Secured Borrowings	21.08	4.62	5.93	31.46	10.45
Unsecured Borrowings	-	-	-	38.03	68.09

**Notes**

1. The figures disclosed above are based on the restated summary statement of assets and liabilities of the Company.
2. The above statement should be read with the significant accounting policies and notes to restated summary statements of assets and liabilities, profits and losses and cash flows appearing in Annexures IV, I, II and III.
3. List of persons/entities classified as 'Promoters' and 'Promoter Group Companies' has been determined by the Management and relied upon by the Auditors. The Auditors have not performed any procedure to determine whether the list is accurate and complete.
4. The terms and conditions and other information in respect of Secured Loans are given in Annexure 7.1



## STATEMENT OF TRADE PAYABLES

Annexure 10  
(Amt. in Lakh Rs.)

Particulars	As on				
	31.01.2019	12.09.2018	31.03.2018	31.03.2017	31.03.2016
<b>Trade Payables</b>					
<b>For Goods &amp; Services</b>					
Micro, Small and Medium Enterprises	-	-	-	-	-
Others	81.56	90.32	80.20	47.31	154.56
<b>Total</b>	<b>81.56</b>	<b>90.32</b>	<b>80.20</b>	<b>47.31</b>	<b>154.56</b>

**Notes:**

1. The figures disclosed above are based on the restated summary statement of assets and liabilities of the Company.
2. The above statement should be read with the significant accounting policies and notes to restated summary statements of assets and liabilities, profits and losses and cash flows appearing in Annexures IV, I, II and III.
3. Amount due to entities covered under Micro, Small and Medium Enterprises as defined in the Micro, Small, Medium Enterprises Development Act, 2006, is not available with the Company as the Company is in the process of Compling the information from its vendors.



**Particulars**

As on				
31.01.2019	12.09.2018	31.03.2018	31.03.2017	31.03.2016
0.62	0.28	1.03	0.61	0.50
6.32	-	-	-	-
<b>6.94</b>	<b>0.28</b>	<b>1.03</b>	<b>0.61</b>	<b>0.50</b>


**Other Current Liabilities (Annexure 11)**Statutory Dues Payable  
Advance from Customers**Total**

(Amt. in Lakh Rs.)

Particulars	As on				
	31.01.2019	12.09.2018	31.03.2018	31.03.2017	31.03.2016
<b>Short Term Provisions (Annexure 12)</b>					
Provision for Expenses	-	4.40	0.39	3.56	2.29
Provision for Employee Benefits	4.36	2.84	7.62	5.40	5.34
Provision for Income Tax	7.16	112.04	102.43	18.52	4.04
<b>Total</b>	<b>11.52</b>	<b>119.27</b>	<b>110.44</b>	<b>27.49</b>	<b>11.67</b>

**Notes:**

1. The figures disclosed above are based on the restated summary statement of assets and liabilities of the Company.
2. The above statement should be read with the significant accounting policies and notes to restated summary statements of assets and liabilities, profits and losses and cash flows appearing in Annexures IV, I, II and III.



## STATEMENT OF FIXED ASSETS

Annexure 13

(Amt. in Lakh Rs.)

Particulars	As At				
	31.01.2019	12.09.2018	31.03.2018	31.03.2017	31.03.2016
<b>Tangible Assets</b>					
Plant & Machinery	10.96	9.85	11.50	10.17	13.47
Furnitures & Fixtures	10.70	10.33	9.83	7.02	8.85
Land & Building	139.13	140.84	148.26	89.44	113.94
Vehicles	45.35	14.85	24.75	29.11	32.39
Computer & Peripherals	3.29	10.28	1.30	0.94	0.31
<b>Sub Total</b>	<b>209.43</b>	<b>186.15</b>	<b>195.64</b>	<b>136.68</b>	<b>168.96</b>
<b>Intangible Assets</b>					
Software	0.54	0.39	-	-	-
Trademark	0.10	-	-	-	-
<b>Sub Total</b>	<b>0.64</b>	<b>0.39</b>	<b>-</b>	<b>-</b>	<b>-</b>
<b>Total</b>	<b>210.07</b>	<b>186.54</b>	<b>195.64</b>	<b>136.68</b>	<b>168.96</b>

**Notes:**

1. The figures disclosed above are based on the restated summary statement of assets and liabilities of the Company.
2. The above statement should be read with the significant accounting policies and notes to restated summary statements of assets and liabilities, profits and losses and cash flows appearing in Annexures IV, I, II and III.



**STATEMENT OF NON-CURRENT INVESTMENTS**

(Amt. in Lakh Rs.)

Particulars	As on				
	31.01.2019	12.09.2018	31.03.2018	31.03.2017	31.03.2016
<b>Non Current Investment</b>					
Investment in Fixed Deposit	5.00	101.47	99.14	92.33	85.57
Investment in Shares	-	-	-	0.99	3.27
<b>Total</b>	<b>5.00</b>	<b>101.47</b>	<b>99.14</b>	<b>93.32</b>	<b>88.84</b>

Notes:

1. The figures disclosed above are based on the restated summary statement of assets and liabilities of the Company.
2. The above statement should be read with the significant accounting policies and notes to restated summary statements of assets and liabilities, profits and losses and cash flows appearing in Annexures IV, I, II and III.



## STATEMENT OF DEFERRED TAX (ASSETS) / LIABILITIES

Annexure 15  
(Amt. in Lakh Rs.)

Particulars	As at				
	31.01.2019	12.09.2018	31.03.2018	31.03.2017	31.03.2016
<b>Opening Balance (A)</b> Opening Balance of Deferred Tax (Asset)/ Liability	-	(4.53)	(0.41)	(0.47)	-
<b>Current Year Provision (B)</b> (DTA)/ DTL on Provision for Employee benefits	(1.00)	-	(4.12)	0.06	(0.47)
Closing Balance of Deferred Tax (Asset)/ Liability (A+B)	(1.00)	(4.53)	(4.53)	(0.41)	(0.47)

## Note:

1. The above statement should be read with the significant accounting policies and notes to restated summary statement of profit and loss account and cash flows statement as appearing in Annexures IV, I, I and III .
2. The Status of Entity upto 12.09.019 was Partnership firm, so the entity was not making any adjustment for deffered tax and while closing the Books of Account it has been adjusted by a single entry beetween all the Partners. Hence Closing Balance of DTA as on




**OTHER NON CURRENT ASSETS**

(Amt. in Lakh Rs.)

Particulars	As on			
	31.01.2019	31.03.2018	31.03.2017	31.03.2016
Security Deposits	4.42	3.89	0.79	0.37
<b>Total</b>	<b>4.42</b>	<b>3.89</b>	<b>0.79</b>	<b>0.37</b>

## Notes:

1. The figures disclosed above are based on the restated summary statement of assets and liabilities of the Company.
2. The above statement should be read with the significant accounting policies and notes to restated summary statements of assets and liabilities, profits and losses and cash flows appearing in Annexures IV, I, II and III.



**STATEMENT OF INVENTORIES**Annexure 17  
(Amt. in Lakh Rs.)

Particulars	As on				
	31.01.2019	12.09.2018	31.03.2018	31.03.2017	31.03.2016
Closing Stock of Stock In Trade	18.16	18.05	72.89	44.29	59.53
<b>Total</b>	<b>18.16</b>	<b>18.05</b>	<b>72.89</b>	<b>44.29</b>	<b>59.53</b>

**Note:-**

1. Inventory has been physically verified by the management of the Company at the end of respective year/period
2. The figures disclosed above are based on the restated summary statement of assets and liabilities of the company.
3. The above statement should be read with the significant accounting policies and notes to restated summary statements of assets and liabilities, profits and losses and cash flows appearing in Annexures IV, I, II and III.



## STATEMENT OF TRADE RECEIVABLES

Annexure 18

(Amt in Lakh Rs)

Particulars	As on				
	31.01.2019	12.09.2018	31.03.2018	31.03.2017	31.03.2016
Outstanding for a period exceeding six months (Unsecured and considered Good)					
From Directors/Promoters/Promoter Group/Associates/ Relatives of Directors/ Group Companies.	-	-	-	-	-
Others	-	-	-	-	-
Outstanding for a period not exceeding 6 months (Unsecured and considered Good)	252.73	158.11	11.42	57.29	62.75
From Directors/Promoters/Promoter Group/Associates/ Relatives of Directors/ Group Companies.	-	-	-	-	-
Others	-	-	-	-	-
<b>Total</b>	<b>252.73</b>	<b>158.11</b>	<b>11.42</b>	<b>57.29</b>	<b>62.75</b>

## Notes:

1. The figures disclosed above are based on the restated summary statement of assets and liabilities of the Company.
2. The above statement should be read with the significant accounting policies and notes to restated summary statements of assets and liabilities, profits and losses and cash flows appearing in Annexures IV, I, II and III.



## STATEMENT OF CASH &amp; CASH EQUIVALENTS

Annexure 19  
(Amt in Lakh Rs.)

Particulars	As on				
	31.03.2018	12.09.2018	31.03.2018	31.03.2017	31.03.2016
Cash on Hand (As Certified by Management)	1.85	1.16	0.52	1.19	3.08
Balances with Banks					
- In Current Accounts	87.30	93.19	127.60	34.42	41.86
- In Deposit Account	-	-	-	-	-
<b>Total</b>	<b>89.15</b>	<b>94.35</b>	<b>128.12</b>	<b>35.61</b>	<b>44.94</b>

**Notes:**

1. The figures disclosed above are based on the restated summary statement of assets and liabilities of the Company.
2. The above statement should be read with the significant accounting policies and notes to restated summary statements of assets and liabilities, profits and losses and cash flows appearing in Annexures IV, I, II and III.



**STATEMENT OF SHORT-TERM LOANS AND ADVANCES**

**Annexure 20**  
(Amt. in Lakh Rs.)

Particulars	As on				
	31.01.2019	12.09.2018	31.03.2018	31.03.2017	31.03.2016
Unsecured, Considered Good unless otherwise stated					
Advance given to Employees	0.50	1.88	1.60	0.31	0.79
Other Loans & Advances	2.00	-	13.78	53.16	13.74
<b>Total</b>	<b>2.50</b>	<b>1.88</b>	<b>15.37</b>	<b>53.47</b>	<b>14.53</b>

**Notes:**

1. The figures disclosed above are based on the restated summary statement of assets and liabilities of the Company.
2. The above statement should be read with the significant accounting policies and notes to restated summary statements of assets and liabilities, profits and losses and cash flows appearing in Annexures IV, I, II and III.




## STATEMENT OF OTHER CURRENT ASSETS

Annexure 21  
(Amt. in Lakh Rs.)

Particulars	As on				
	31.01.2022	12.09.2018	31.03.2018	31.03.2017	31.03.2016
<b>Other current Assets</b>					
Deposit with Government Authority	51.84	41.73	50.63	5.75	3.94
Other	42.93	34.63	36.06	15.40	0.18
<b>Total</b>	<b>94.77</b>	<b>76.36</b>	<b>86.69</b>	<b>21.14</b>	<b>4.12</b>

1. The figures disclosed above are based on the restated summary statement of assets and liabilities of the Company.
2. The above statement should be read with the significant accounting policies and notes to restated summary statements of assets and liabilities, profits and losses and cash flows appearing in Annexures IV, I, II and III.
3. List of persons/entities classified as 'Promoters' and 'Group Companies' has been determined by the Management and relied upon by the Auditors. The Auditors have not performed any procedure to determine whether the list is accurate and complete.



## REVENUE FROM OPERATIONS

Annexure 22

(Amt. in Lakh Rs.)

Particulars	For the Period Ended		For the Year Ended		
	31.01.2019	12.09.2018	31.03.2018	31.03.2017	31.03.2016
(i) Turnover of Products Manufactured by the Issuer Company	379.49	418.55	835.42	805.87	888.28
(ii) Turnover of Products Traded by the Issuer Company	-	-	-	-	-
* (iii) Turnover in respect of Products not Normally dealt in by the Issuer Company but included in (ii) above	-	-	-	-	-
(iv) Turnover of sale of services	-	3.69	8.82	-	-
<b>Total</b>	<b>379.49</b>	<b>422.24</b>	<b>844.24</b>	<b>805.87</b>	<b>888.28</b>

1. The figures disclosed above are based on the restated summary statement of assets and liabilities of the Company.

2. The above statement should be read with the significant accounting policies and notes to restated summary statements of assets and liabilities, profits and losses and cash flows appearing in Annexures IV, I, II and III.



## STATEMENT OF OTHER INCOME

Annexure 23  
(Amt. in Lakhs Rs.)


Particulars	For the Period Ended		For the Year Ended		
	31.01.2019	12.09.2018	31.03.2018	31.03.2017	31.03.2016
<b>Related and Recurring Income:</b>					
Interest Income	1.18	3.31	7.41	7.72	7.67
Duty Drawback	8.83	8.11	48.27	117.69	32.47
Exchange Rate Difference	3.34	5.04	23.29	2.92	1.47
Discount	-	(0.39)	0.88	3.10	0.72
Dividend	-	-	-	-	2.04
<b>Total</b>	<b>13.34</b>	<b>16.08</b>	<b>79.84</b>	<b>131.43</b>	<b>44.38</b>
<b>Related and Non Recurring Income:</b>					
Sundry balances witten back	0.76	-	-	1.46	1.89
Rent	6.25	6.25	7.50	-	-
Other Income	3.56	14.58	34.90	-	-
<b>Total</b>	<b>10.57</b>	<b>20.83</b>	<b>42.40</b>	<b>1.46</b>	<b>1.89</b>
<b>Total</b>	<b>23.91</b>	<b>36.90</b>	<b>122.24</b>	<b>132.89</b>	<b>46.27</b>

## EXCEPTIONAL ITEM

Annexure 23.1

Particulars	For the Year Ended				
	31.01.2019	12.09.2018	31.03.2018	31.03.2017	31.03.2016
Short Term Capital Gain	-	-	156.02	1.23	2.28
<b>Total</b>	<b>-</b>	<b>-</b>	<b>156.02</b>	<b>1.23</b>	<b>2.28</b>

1. The classification of other income as recurring/not-recurring, related/not-related to business activity is based on the current operations and business activity of the Company as determined by the management.
2. The figures disclosed above are based on the restated summary statement of assets and liabilities of the Company.
3. The above statement should be read with the significant accounting policies and notes to restated summary statements of assets and liabilities, profits and losses and cash flows appearing in Annexures IV, I, II and III.



## PURCHASES OF STOCK-IN-TRADE

Annexure 24

Particulars	For the period 13th Sept'18 to 31st January'19	For the period 1st April'18 to 12th September'18	For the year ended 31 st March 2018	For the year ended 31 st March 2017	For the year ended 31 st March 2016
Purchases	268.54	177.28	524.60	413.25	543.53
Total	268.54	177.28	524.60	413.25	543.53

## CHANGES IN INVENTORIES OF STOCK-IN-

Annexure 25

#REF!	For the period 13th Sept'18 to 31st January'19	For the period 1st April'18 to 12th September'18	For the year ended 31 st March 2018	For the year ended 31 st March 2017	For the year ended 31 st March 2016
<b>Inventories at the end of the year</b>					
Stock-In-Trade	18.16	18.05	72.89	44.29	59.53
<b>Inventories at the beginning of the year</b>					
Stock-In-Trade	18.05	72.89	44.29	59.53	45.00
Net(Increase)/decrease	-0.11	54.84	-28.60	15.25	-14.53

## EMPLOYEE BENEFITS EXPENSES

Annexure 26

Particulars	For the period 13th Sept'18 to 31st January'19	For the period 1st April'18 to 12th September'18	For the year ended 31 st March 2018	For the year ended 31 st March 2017	For the year ended 31 st March 2016
a) Salaries, Bonus, PF & ESIC	30.48	38.24	83.14	61.62	49.37
b) Partner's Remuneration	3.15	45.93	18.00	55.61	7.41
C) Conveyence	1.64	2.08	4.26	3.42	3.00
d) Other Employee Benefit Expenses	4.76	6.51	11.14	6.70	7.04
Total	40.02	92.76	116.54	127.34	66.82

## FINANCE COST

Annexure 27

Particulars	For the period 13th Sept'18 to 31st January'19	For the period 1st April'18 to 12th September'18	For the year ended 31 st March 2018	For the year ended 31 st March 2017	For the year ended 31 st March 2016
Interest on Loan	0.83	0.39	1.03	1.24	50.88
Bank Charges	2.27	0.19	8.57	7.70	4.19



## STATEMENT OF MANDATORY ACCOUNTING RATIOS

Annexure 30

(Amt. in Lakhs Rs., except per share data)

Particulars	As at				
	31.01.2019	12.09.2018	31.03.2018	31.03.2017	31.03.2016
Net Worth (A)	552.71	427.70	413.98	297.67	199.23
EBITDA	31.75	42.70	262.61	75.06	90.37
Restated Profit after tax	17.52	21.48	153.01	33.82	10.58
Less: Prior period item	-	-	-	-	-
Adjusted Profit after Tax (B)	17.52	21.48	153.01	33.82	10.58
Number of Equity Share outstanding as on the End of Year/Period (C)	53.52	53.52	51.68	31.62	20.33
Weighted average no of Equity shares at the time of end of the year (D)	53.52	53.52	51.68	31.62	20.33
Current Assets (E)	457.30	348.75	314.49	211.80	185.86
Current Liabilities (F)	102.70	209.87	191.68	75.41	166.73
Face Value per Share	10.00	10.00	10.00	10.00	10.00
Restated Basic and Diluted Earning Per Share (Rs.) (B/D)	0.33	0.40	2.96	1.07	0.52
Return on Net worth (%) (B/A)	3.17%	5.02%	36.96%	11.36%	5.31%
Net asset value per share (A/D) (Face Value of Rs. 10 Each)	10.33	7.99	8.01	9.41	9.80
Current Ratio (E/F)	4.45	1.66	1.64	2.81	1.11

**Note:**

1) The ratios have been computed as below:

(a) Basic earnings per share (Rs. ) - : Net profit after tax as restated for calculating basic EPS / Weighted average number of equity shares outstanding at the end of the period or year

(b) Diluted earnings per share (Rs. ) - : Net profit after tax as restated for calculating diluted EPS / Weighted average number of equity shares outstanding at the end of the period or year for diluted EPS

(c) Return on net worth (%) - : Net profit after tax (as restated) / Net worth at the end of the period or year

(d) Net assets value per share - : Net Worth at the end of the period or year / Total number of equity shares outstanding at the end of the period or year

2) Weighted average number of equity shares is calculated as per AS 20 for ther Period ending 31.01.2019 for rest of the years it has been taken as the closing balance equivalent of partners capital account.

3) Net worth for ratios mentioned in note 1(c) and 1(d) is = Equity share capital + Reserves and surplus ( including, Securities Premium, General Reserve and surplus in statement of profit and loss).

4) The figures disclosed above are based on the standalone restated summary statements of the Group.

5) The above statement should be read with the significant accounting policies and notes to restated summary statements of assets and liabilities, profits and losses and cash flows appearing in Annexures IV, I, II and III.

6) The Company has been formed from conversion of partnership Firm into company vide a certificate of incorporation dated September 13, 2018. The company has been converted with paid up equity share capital of Rs 5,35,19,540 divided into 53,51,954 equity shares of Rs 10 each The status of the Company prior to Sept 13, 2018 was a partnership firm.



## STATEMENT OF RELATED PARTY TRANSACTION

a)		Names of the related parties with whom transaction were carried out during the years and description of relationship:
1)	Company/entity owned or significantly influenced by directors/ KMP/Partners	Mr. Shrivankumar Sadh
		Mrs. Swarnalata S Sadh
		Mr. Hitesh Sadh
		Mr. Sohit Sadh
		Mr. Vijay Sadh
		Mrs. Purni Sadh
		M/s Sehaj Saraa Fashion Pvt. Ltd
2)	Key Management Personnels/Directors:	Ms Sneha Sadashiv Parab (CFO)
		CS - Ms. Bijal Sunil Shah
3)	Relative of Key Management Personnels/Director/Partners:	Mrs. Prema Sadh

## 1. Transaction with Companies/Entity owned or Significantly influenced by Director/KMP

(Amt. in Lakhs)

Sr. No	Nature of Transaction	Period/ Year ended				
		31.01.2019	12.09.2018	31.03.2018	31.03.2017	31.03.2016
A	Shrivankumar Sadh					
	Opening Balance {Cr./Dr}	194.71	195.32	189.16	118.14	166.81
	Amount Paid		15.18	125.75	64.12	105.48
	Amount Received		0.38	28.90	80.01	46.00
	Share of Profit from M/s S K International		13.68	103.01	21.77	6.36
	Remuneration Credited to Partner Capital		0.51	-	33.36	4.45
	Share of M/s SK International Export Limited Issued	194.71				
	Closing Balance {Cr./Dr}	-	194.71	195.32	189.16	118.14
B	Swarnalata S Sadh					
	Opening Balance {Cr./Dr}	72.72	73.02	159.06	166.64	182.23
	Amount Paid		4.18	169.32	12.42	17.00
	Amount Received			60.00	-	-
	Share of Profit from M/s S K International		3.11	23.28	4.84	1.41
	Remuneration Credited to Partner Capital		0.77	-	-	-
	Share of M/s SK International Export Limited Issued	72.72				
	Closing Balance {Cr./Dr}	-	72.72	73.02	159.06	166.64
C	Hitesh Sadh					
	Opening Balance {Cr./Dr}	237.68	238.44	(32.44)	(81.99)	27.61
	Amount Paid		15.19	28.03	74.46	118.92
	Amount Received		0.39	195.90	80.00	-
	Share of Profit from M/s S K International		13.68	103.01	21.77	6.36
	Remuneration Credited to Partner Capital		0.36	-	22.24	2.96
	Share of M/s SK International Export Limited Issued	237.68				
	Closing Balance {Cr./Dr}	-	237.68	238.44	(32.44)	(81.99)
D	Sohit Sadh					
	Opening Balance {Cr./Dr}	1.37	1.37	-	-	-
	Amount Paid		0.12	-	-	-
	Amount Received			0.50	-	-
	Share of Profit from M/s S K International		0.12	0.87	-	-
	Remuneration Credited to Partner Capital			-	-	-
	Share of M/s SK International Export Limited Issued	1.37				
	Closing Balance {Cr./Dr}	-	1.37	1.37	-	-
E	Vijaya Sadh					
	Opening Balance {Cr./Dr}	0.97	0.97	-	-	-
	Amount Paid		0.12	-	-	-
	Amount Received			0.10	-	-
	Share of Profit from M/s S K International		0.12	0.87	-	-
	Remuneration Credited to Partner Capital			-	-	-
	Share of M/s SK International Export Limited Issued	0.97				
	Closing Balance {Cr./Dr}	-	0.97	0.97	-	-
F	Purni Sadh					
	Opening Balance {Cr./Dr}	1.37	1.37	-	-	-
	Amount Paid		0.12	-	-	-
	Amount Received			0.50	-	-
	Share of Profit from M/s S K International		0.12	0.87	-	-
	Remuneration Credited to Partner Capital			-	-	-
	Share of M/s SK International Export Limited Issued	1.37				
	Closing Balance {Cr./Dr}	-	1.37	1.37	-	-
F	Shilpi Sadh					
	Opening Balance {Cr./Dr}	1.37	1.37	-	-	-
	Amount Paid		0.12	-	-	-
	Amount Received			0.50	-	-
	Share of Profit from M/s S K International			0.87	-	-
	Remuneration Credited to Partner Capital		0.12	-	-	-
	Share of M/s SK International Export Limited Issued	1.37				
	Closing Balance {Cr./Dr}	-	1.37	1.37	-	-
F	Rajesh Pravin Dhruv					
	Opening Balance {Cr./Dr}	25.00	-	-	-	-
	Amount Paid		0.12	-	-	-
	Amount Received		25.00	-	-	-
	Share of Profit from M/s S K International		-	-	-	-
	Remuneration Credited to Partner Capital		0.12	-	-	-
	Share of M/s SK International Export Limited Issued	25.00				
	Closing Balance {Cr./Dr}	-	25.00	25.00	-	-

## 2. Transaction with Key Management Personnel/Directors

(Amt. in Lakhs)

Sr. No.	Nature of Transaction	Period/ Year ended				
		31.01.2019	12.09.2018	31.03.2018	31.03.2017	31.03.2016
A	Mr. Shrivankumar Sadh					
	Remuneration	1.00	27.64	10.80	33.36	4.45
	Rant	0.83	-	-	-	-
B	Mr. Hitesh Sadh					
	Remuneration	2.46	0.36	7.20	22.24	2.96
	Rant	0.65	-	-	-	-
C	Mrs. Swarnalata Sadh					
	Remuneration	-	0.77	-	-	-
D	M/s Sehaj Saraa Fashion Pvt. Ltd.					
	Purchases	232.08	89.36	-	-	-
	Sales	-	-	-	-	0.04
E	M/s Aastha Prints					
	Purchases	-	-	30.75	13.53	8.19
	Labour Charges	4.82	-	-	19.83	21.49
F	M/s Trands & Fashion					
	Labour Charges	-	0.29	-	-	-
3. Transaction with Relatives of Key Management Personnel / Director						
A	Mrs. Purni Sadh					
	Salary/ Remuneration	0.66	-	2.88	3.90	-
B	Mrs. Prerna Sadh					
	Salary	-	-	3.14	-	-



Particulars	Pre Issue	Post Issue
	31.01.2019	
<b>Debt</b>		
Short Term Debt	-	
Long Term Debt	18.39	
<b>Total Debt</b>	<b>18.39</b>	
<b>Shareholders' Fund (Equity)</b>		
Share Capital (Partners Capital)*	535.20	
Reserves & Surplus	17.52	
Less: Miscellaneous Expenses not w/off	-	
<b>Total Shareholders' Fund (Equity)</b>	<b>552.71</b>	
<b>Long Term Debt/Equity</b>	<b>0.03</b>	
<b>Total Debt/Equity</b>	<b>0.03</b>	

**Notes:**

1. Short term Debts represents the debts which are expected to be paid/payable within 12 months and excludes installment of term loans repayable within 12 months.
2. Long term Debts represent debts other than Short term Debts as defined above but includes installment of term loans repayable within 12 months grouped under other current liabilities

31/01/2019.



STATEMENT OF TAX SHELTER		Annexure 33 (Amt. in Lakhs)				
		As at				
Particulars		31.01.2019	12.09.2018	31.03.2018	31.03.2017	31.03.2016
A	Profit before taxes as restated	23.67	31.09	232.80	48.37	14.14
	- Taxable at normal Rate	23.67	31.09	232.80	47.14	11.86
	- Taxable at special Rate	-	-	-	1.23	2.28
B	Normal Tax Rate Applicable %	26.00%	30.90%	34.61%	30.90%	30.90%
	Special Tax Rate Applicable %	15.45%	15.45%	15.45%	15.45%	15.45%
C	Tax Impact (A*B)	6.15	9.61	80.57	14.76	4.02
	<b>Adjustments:</b>					
D	<b>Permanent Differences</b>					
	Donation	-	-	-	-	0.15
	Expenses Disallowed under Section 14A	-	-	-	-	0.11
	Interest on late payment of ESIC	-	-	-	0.13	-
	Loss on sale of Car	-	-	-	-	0.30
	Dividend	-	-	-	-	(2.04)
	Standard Deduction on Rent	-	-	(2.25)	-	-
	<b>Total Permanent Differences</b>	-	-	(2.25)	0.13	(1.48)
E	<b>Timing Difference</b>					
	Difference in Depreciation	3.85	-	11.90	(0.21)	0.72
	Provision for Gratuity/Leave Encashment	-	-	-	(0.81)	0.81
	<b>Total Timing Differences</b>	3.85	-	11.90	(1.02)	1.53
	Unabsorbed Loss/(Carried Forward Loss Set off)	-	-	-	-	-
F	<b>Net Adjustment (F) = (D+E)</b>	3.85	-	9.65	-0.89	0.05
G	<b>Tax Expenses/ (Saving) thereon (F*B)</b>	1.00	-	3.34	-0.28	0.02
H	<b>Tax Liability, After Considering the effect of Adjustment (C +G)</b>	7.16	9.61	83.91	14.48	4.03
I	<b>Deferred Tax</b>	(1.00)	-	(4.12)	0.06	(0.47)
J	<b>Total Tax expenses (H+I)</b>	6.15	9.61	79.79	14.55	3.56

**Notes:**

- The aforesaid statement of tax shelters has been prepared as per the restated summary statement of profits and losses of the Company. The permanent/timing differences have been computed considering the acknowledged copies of the income-tax return respective years stated above.
- The figures for the period ended September 12, 2018 and January, 31, 2019 are based on the provisional computation of Total Income prepared by the Company.
- The effect of Tax Shelter i.e. short/excess provision for Income Tax has not been given effect in Annexure II - Restated Statement of Profit and Loss account. Provision for Income Tax given in Annexure II is based on the Income Tax Return/Audited Financial Statement only.
- The above statement should be read with the significant accounting policies and notes to restated summary statements of assets and liabilities,

**RESTATED SUMMARY STATEMENT OF CONTINGENT LIABILITIES**

Annexure 34  
(Amt. in Lakh Rs.)

Particulars	As at				
	31.01.2019	12.09.2018	31.03.2018	31.03.2017	31.03.2016
<b>Contingent liabilities in respect of:</b>					
Claims against the company not acknowledged as debts	-	-	-	-	-
Guarantees given on Behalf of the Directors loan	-	-	-	-	-
Guarantees given on Behalf of the Subsidiary Company	-	-	-	-	-
Other moneys for which the company is contingently liable	-	-	-	-	-
Income tax Outstanding Demand AY 2007-08 (Income Tax)	92.42	92.42	92.42	92.42	92.42
TDS Defaults (Prior Years)	-	-	-	-	-
TDS Defaults (FY 2013-14)	-	-	-	-	-
TDS Defaults (FY 2014-15)	-	-	-	-	-
TDS Defaults (FY 2015-16)	-	-	-	-	-
TDS Defaults (FY 2016-17)	-	-	-	-	-
TDS Defaults (FY 2017-18)	-	-	-	-	-
<b>Commitments (to the extent not provided for)</b>					
Estimated amount of contracts remaining to be executed on capital account and not provided for	-	-	-	-	-
Uncalled liability on shares and other investments partly paid	-	-	-	-	-
Other commitments	-	-	-	-	-
<b>Total</b>	<b>92.42</b>	<b>92.42</b>	<b>92.42</b>	<b>92.42</b>	<b>92.42</b>

1. The figures disclosed above are based on the restated summary statement of assets and liabilities of the Company.
2. The above statement should be read with the significant accounting policies and notes to restated summary statements of assets and liabilities, profits and losses and cash flows appearing in Annexures IV, I, II and III.

